



## BeHeardCVA Coronavirus Survey 2020

### Summary Tables

How much, if anything, have you heard or read about the recent coronavirus outbreak?

| Q1             | N   | Percent |
|----------------|-----|---------|
| A lot          | 554 | 95.8    |
| Some           | 23  | 4.0     |
| Only a little  | 1   | 0.2     |
| Nothing at all | 0   | 0.0     |

Concern that: There will be a widespread outbreak of coronavirus in the U.S.

| Q2_1                 | N   | Percent |
|----------------------|-----|---------|
| Very concerned       | 452 | 78.1    |
| Somewhat concerned   | 103 | 17.8    |
| Not too concerned    | 22  | 3.8     |
| Not at all concerned | 2   | 0.3     |

Concern that: There will be a widespread outbreak of coronavirus in Central Virginia

| Q2_2                 | N   | Percent |
|----------------------|-----|---------|
| Very concerned       | 339 | 59.8    |
| Somewhat concerned   | 190 | 33.5    |
| Not too concerned    | 34  | 6.0     |
| Not at all concerned | 4   | 0.7     |

Concern that: The coronavirus will have a long-lasting negative impact on the U.S. economy

| Q2_3                 | N   | Percent |
|----------------------|-----|---------|
| Very concerned       | 331 | 57.6    |
| Somewhat concerned   | 186 | 32.4    |
| Not too concerned    | 54  | 9.4     |
| Not at all concerned | 4   | 0.7     |

Concern that: The coronavirus will have a long-lasting negative impact on the local economy

| Q2_4                 | N   | Percent |
|----------------------|-----|---------|
| Very concerned       | 327 | 57.5    |
| Somewhat concerned   | 192 | 33.7    |
| Not too concerned    | 46  | 8.1     |
| Not at all concerned | 4   | 0.7     |

Concern that: The media and some officials are exaggerating the seriousness of the situation

| Q2_5                 | N   | Percent |
|----------------------|-----|---------|
| Very concerned       | 50  | 8.7     |
| Somewhat concerned   | 96  | 16.6    |
| Not too concerned    | 150 | 26.0    |
| Not at all concerned | 281 | 48.7    |

Concern that: You or someone in your family will get sick from coronavirus

| Q2_6                 | N   | Percent |
|----------------------|-----|---------|
| Very concerned       | 262 | 45.5    |
| Somewhat concerned   | 233 | 40.5    |
| Not too concerned    | 76  | 13.2    |
| Not at all concerned | 5   | 0.9     |

Concern that: U.S. hospitals will be unable to keep up with healthcare demands

| Q2_7                 | N   | Percent |
|----------------------|-----|---------|
| Very concerned       | 426 | 73.6    |
| Somewhat concerned   | 121 | 20.9    |
| Not too concerned    | 31  | 5.3     |
| Not at all concerned | 1   | 0.2     |



Do you have a friend or relative who has tested positive for the coronavirus or shown clear symptoms of the illness caused by coronavirus?

| Q3  | N   | Percent |
|-----|-----|---------|
| Yes | 82  | 14.2    |
| No  | 495 | 85.8    |

What do you think about the measures the U.S. Government has taken to prevent the spread of coronavirus?

| Q4                     | N   | Percent |
|------------------------|-----|---------|
| Doing too much         | 15  | 2.6     |
| Doing the right amount | 114 | 19.7    |
| Not doing enough       | 424 | 73.4    |
| Don't know             | 25  | 4.3     |

What do you think about the measures the Virginia state government has taken to prevent the spread of coronavirus?

| Q5                     | N   | Percent |
|------------------------|-----|---------|
| Doing too much         | 38  | 6.6     |
| Doing the right amount | 342 | 59.3    |
| Not doing enough       | 173 | 30.0    |
| Don't know             | 24  | 4.2     |

What do you think about the measures your own county or city government has taken to prevent the spread of coronavirus?

| Q6                     | N   | Percent |
|------------------------|-----|---------|
| Doing too much         | 17  | 3.0     |
| Doing the right amount | 305 | 52.9    |
| Not doing enough       | 155 | 26.9    |
| Don't know             | 100 | 17.3    |

Approval of: Widespread mandatory testing of people

| Q7_1                | N   | Percent |
|---------------------|-----|---------|
| Strongly Approve    | 281 | 49.2    |
| Somewhat Approve    | 167 | 29.2    |
| Somewhat Disapprove | 62  | 10.9    |
| Strongly Disapprove | 40  | 7.0     |
| Don't Know          | 21  | 3.7     |

Approval of: International travel ban from high risk areas to the US

| Q7_2                | N   | Percent |
|---------------------|-----|---------|
| Strongly Approve    | 420 | 73.3    |
| Somewhat Approve    | 119 | 20.8    |
| Somewhat Disapprove | 19  | 3.3     |
| Strongly Disapprove | 9   | 1.6     |
| Don't Know          | 6   | 1.0     |

Approval of: International travel ban from the US to high risk areas

| Q7_3                | N   | Percent |
|---------------------|-----|---------|
| Strongly Approve    | 409 | 71.2    |
| Somewhat Approve    | 125 | 21.8    |
| Somewhat Disapprove | 16  | 2.8     |
| Strongly Disapprove | 12  | 2.1     |
| Don't Know          | 12  | 2.1     |

Approval of: Overall international travel ban from and to the US

| Q7_4                | N   | Percent |
|---------------------|-----|---------|
| Strongly Approve    | 267 | 46.7    |
| Somewhat Approve    | 184 | 32.2    |
| Somewhat Disapprove | 70  | 12.2    |
| Strongly Disapprove | 38  | 6.6     |
| Don't Know          | 13  | 2.3     |



Approval of: Domestic travel ban from and to high risk states

| Q7_5                | N   | Percent |
|---------------------|-----|---------|
| Strongly Approve    | 261 | 45.6    |
| Somewhat Approve    | 202 | 35.3    |
| Somewhat Disapprove | 64  | 11.2    |
| Strongly Disapprove | 31  | 5.4     |
| Don't Know          | 14  | 2.4     |

Approval of: All diagnosed cases, regardless of severity of symptoms, are hospitalized until no longer contagious

| Q7_6                | N   | Percent |
|---------------------|-----|---------|
| Strongly Approve    | 42  | 7.3     |
| Somewhat Approve    | 78  | 13.6    |
| Somewhat Disapprove | 173 | 30.2    |
| Strongly Disapprove | 251 | 43.8    |
| Don't Know          | 29  | 5.1     |

Approval of: Home quarantine of suspected cases

| Q7_7                | N   | Percent |
|---------------------|-----|---------|
| Strongly Approve    | 465 | 81.0    |
| Somewhat Approve    | 90  | 15.7    |
| Somewhat Disapprove | 12  | 2.1     |
| Strongly Disapprove | 4   | 0.7     |
| Don't Know          | 3   | 0.5     |

Approval of: Home quarantine of people with high risks (e.g., elders, people with preconditions)

| Q7_8                | N   | Percent |
|---------------------|-----|---------|
| Strongly Approve    | 333 | 58.3    |
| Somewhat Approve    | 173 | 30.3    |
| Somewhat Disapprove | 35  | 6.1     |
| Strongly Disapprove | 24  | 4.2     |
| Don't Know          | 6   | 1.0     |

Approval of: Requiring all Americans to shelter in place

| Q7_9                | N   | Percent |
|---------------------|-----|---------|
| Strongly Approve    | 234 | 40.8    |
| Somewhat Approve    | 214 | 37.3    |
| Somewhat Disapprove | 77  | 13.4    |
| Strongly Disapprove | 39  | 6.8     |
| Don't Know          | 10  | 1.7     |

Approval of: Closing Virginia schools for the remainder of the academic year

| Q7_10               | N   | Percent |
|---------------------|-----|---------|
| Strongly Approve    | 359 | 62.8    |
| Somewhat Approve    | 137 | 23.9    |
| Somewhat Disapprove | 42  | 7.3     |
| Strongly Disapprove | 25  | 4.4     |
| Don't Know          | 9   | 1.6     |

Approval of: Closing of non-essential businesses for 30 days

| Q7_11               | N   | Percent |
|---------------------|-----|---------|
| Strongly Approve    | 328 | 57.2    |
| Somewhat Approve    | 172 | 30.0    |
| Somewhat Disapprove | 48  | 8.4     |
| Strongly Disapprove | 19  | 3.3     |
| Don't Know          | 6   | 1.0     |

Approval of: Restricting restaurants to only take-out and delivery

| Q7_12               | N   | Percent |
|---------------------|-----|---------|
| Strongly Approve    | 432 | 75.3    |
| Somewhat Approve    | 104 | 18.1    |
| Somewhat Disapprove | 27  | 4.7     |
| Strongly Disapprove | 8   | 1.4     |
| Don't Know          | 3   | 0.5     |



Which of the following have you done in the last seven days to keep yourself (and others you contact) safe from coronavirus, that you would not normally do? (Check all that apply.)

| Q8                                                                       | N   | Percent |
|--------------------------------------------------------------------------|-----|---------|
| Avoided public spaces, gatherings, or crowds                             | 530 | 91.5    |
| Washed your hands with soap or used hand sanitizer several times per day | 528 | 91.2    |
| Canceled or postponed personal or social activities                      | 523 | 90.3    |
| Avoided eating at restaurants                                            | 449 | 77.5    |
| Avoided contact with people who could be high-risk                       | 410 | 70.8    |
| Worked or studied at home                                                | 351 | 60.6    |
| Canceled or postponed work or school activities                          | 292 | 50.4    |
| Canceled a doctor's appointment                                          | 239 | 41.3    |
| Stockpiled food or water                                                 | 235 | 40.6    |
| Prayed                                                                   | 223 | 38.5    |
| Stockpiled other household supplies                                      | 171 | 29.5    |
| Canceled or postponed air travel for pleasure                            | 157 | 27.1    |
| Other                                                                    | 109 | 18.8    |
| Avoided eating at Chinese restaurants                                    | 82  | 14.2    |
| Canceled or postponed air travel for work                                | 78  | 13.5    |
| Worn a face mask                                                         | 75  | 12.9    |
| Visited a doctor                                                         | 29  | 5.0     |
| I have done nothing differently                                          | 5   | 0.9     |

Trust information from: Local public health officials such as officials from your county health department

| Q9_1                | N   | Percent |
|---------------------|-----|---------|
| Trust completely    | 220 | 38.5    |
| Trust mostly        | 267 | 46.7    |
| Trust somewhat      | 61  | 10.7    |
| Do not trust at all | 6   | 1.0     |
| Don't Know          | 18  | 3.1     |

Trust information from: The US Department of Health and Human Services (HHS)

| Q9_2                | N   | Percent |
|---------------------|-----|---------|
| Trust completely    | 125 | 21.9    |
| Trust mostly        | 291 | 51.0    |
| Trust somewhat      | 122 | 21.4    |
| Do not trust at all | 20  | 3.5     |
| Don't Know          | 13  | 2.3     |

Trust information from: The Centers for Disease Control and Prevention (CDC)

| Q9_3                | N   | Percent |
|---------------------|-----|---------|
| Trust completely    | 283 | 49.4    |
| Trust mostly        | 224 | 39.1    |
| Trust somewhat      | 55  | 9.6     |
| Do not trust at all | 9   | 1.6     |
| Don't Know          | 2   | 0.3     |

Trust information from: The World Health Organization (WHO)

| Q9_4                | N   | Percent |
|---------------------|-----|---------|
| Trust completely    | 306 | 53.4    |
| Trust mostly        | 193 | 33.7    |
| Trust somewhat      | 48  | 8.4     |
| Do not trust at all | 22  | 3.8     |
| Don't Know          | 4   | 0.7     |

Trust information from: President Donald Trump

| Q9_5                | N   | Percent |
|---------------------|-----|---------|
| Trust completely    | 42  | 7.3     |
| Trust mostly        | 54  | 9.4     |
| Trust somewhat      | 53  | 9.2     |
| Do not trust at all | 415 | 72.3    |
| Don't Know          | 10  | 1.7     |



Trust information from: Federal Task Force  
headed by Vice President Pence

| Q9_6                | N   | Percent |
|---------------------|-----|---------|
| Trust completely    | 60  | 10.5    |
| Trust mostly        | 92  | 16.1    |
| Trust somewhat      | 207 | 36.2    |
| Do not trust at all | 190 | 33.2    |
| Don't Know          | 23  | 4.0     |

Trust information from: Your contacts on social  
media (Facebook, Twitter, etc.)

| Q9_7                | N   | Percent |
|---------------------|-----|---------|
| Trust completely    | 4   | 0.7     |
| Trust mostly        | 48  | 8.6     |
| Trust somewhat      | 264 | 47.1    |
| Do not trust at all | 169 | 30.1    |
| Don't Know          | 76  | 13.6    |

Trust information from: Your close friends and  
members of your family

| Q9_8                | N   | Percent |
|---------------------|-----|---------|
| Trust completely    | 90  | 15.8    |
| Trust mostly        | 262 | 46.0    |
| Trust somewhat      | 190 | 33.3    |
| Do not trust at all | 18  | 3.2     |
| Don't Know          | 10  | 1.8     |

Trust information from: Your coworkers,  
classmates, or other acquaintances

| Q9_9                | N   | Percent |
|---------------------|-----|---------|
| Trust completely    | 23  | 4.1     |
| Trust mostly        | 199 | 35.1    |
| Trust somewhat      | 270 | 47.6    |
| Do not trust at all | 36  | 6.3     |
| Don't Know          | 39  | 6.9     |

Trust information from: Your physician

| Q9_10               | N   | Percent |
|---------------------|-----|---------|
| Trust completely    | 301 | 52.9    |
| Trust mostly        | 201 | 35.3    |
| Trust somewhat      | 29  | 5.1     |
| Do not trust at all | 1   | 0.2     |
| Don't Know          | 37  | 6.5     |

Trust information from: Public television (PBS)  
and radio (NPR)

| Q9_11               | N   | Percent |
|---------------------|-----|---------|
| Trust completely    | 168 | 29.6    |
| Trust mostly        | 240 | 42.2    |
| Trust somewhat      | 95  | 16.7    |
| Do not trust at all | 31  | 5.5     |
| Don't Know          | 34  | 6.0     |

Trust information from: Fox News

| Q9_12               | N   | Percent |
|---------------------|-----|---------|
| Trust completely    | 22  | 3.9     |
| Trust mostly        | 44  | 7.8     |
| Trust somewhat      | 75  | 13.2    |
| Do not trust at all | 377 | 66.5    |
| Don't Know          | 49  | 8.6     |

Trust information from: CNN

| Q9_13               | N   | Percent |
|---------------------|-----|---------|
| Trust completely    | 39  | 6.8     |
| Trust mostly        | 190 | 33.4    |
| Trust somewhat      | 200 | 35.1    |
| Do not trust at all | 84  | 14.8    |
| Don't Know          | 56  | 9.8     |



Trust information from: MSNBC

| Q9_14               | N   | Percent |
|---------------------|-----|---------|
| Trust completely    | 36  | 6.3     |
| Trust mostly        | 174 | 30.6    |
| Trust somewhat      | 173 | 30.5    |
| Do not trust at all | 92  | 16.2    |
| Don't Know          | 93  | 16.4    |

Trust information from: NBC News

| Q9_15               | N   | Percent |
|---------------------|-----|---------|
| Trust completely    | 45  | 8.0     |
| Trust mostly        | 224 | 39.6    |
| Trust somewhat      | 177 | 31.3    |
| Do not trust at all | 58  | 10.2    |
| Don't Know          | 62  | 10.9    |

Trust information from: CBS News

| Q9_16               | N   | Percent |
|---------------------|-----|---------|
| Trust completely    | 42  | 7.4     |
| Trust mostly        | 216 | 38.3    |
| Trust somewhat      | 167 | 29.6    |
| Do not trust at all | 55  | 9.8     |
| Don't Know          | 84  | 14.9    |

Trust information from: ABC News

| Q9_17               | N   | Percent |
|---------------------|-----|---------|
| Trust completely    | 39  | 6.9     |
| Trust mostly        | 206 | 36.6    |
| Trust somewhat      | 166 | 29.5    |
| Do not trust at all | 56  | 10.0    |
| Don't Know          | 95  | 16.9    |

Trust information from: Your local newspaper

| Q9_18               | N   | Percent |
|---------------------|-----|---------|
| Trust completely    | 41  | 7.2     |
| Trust mostly        | 247 | 43.4    |
| Trust somewhat      | 170 | 29.9    |
| Do not trust at all | 27  | 4.8     |
| Don't Know          | 84  | 14.8    |

Trust information from: National newspapers such as the New York Times, Washington Post, and USA Today

| Q9_19               | N   | Percent |
|---------------------|-----|---------|
| Trust completely    | 132 | 23.2    |
| Trust mostly        | 240 | 42.2    |
| Trust somewhat      | 104 | 18.3    |
| Do not trust at all | 57  | 10.0    |
| Don't Know          | 35  | 6.2     |

Trust information from: Your local TV news

| Q9_20               | N   | Percent |
|---------------------|-----|---------|
| Trust completely    | 47  | 8.3     |
| Trust mostly        | 244 | 43.0    |
| Trust somewhat      | 173 | 30.5    |
| Do not trust at all | 25  | 4.4     |
| Don't Know          | 78  | 13.8    |

Do you currently have a job?

| Q10 | N   | Percent |
|-----|-----|---------|
| Yes | 360 | 62.6    |
| No  | 215 | 37.4    |

Did you have a job on March 1st, 2020?

| Q11 | N   | Percent |
|-----|-----|---------|
| Yes | 12  | 5.6     |
| No  | 203 | 94.4    |

Was this change in employment due to the effects of the coronavirus pandemic?

| Q12        | N  | Percent |
|------------|----|---------|
| Yes        | 11 | 91.7    |
| No         | 1  | 8.3     |
| Don't know | 0  | 0.0     |

Do you have the kind of job where working from home could be an option, if required?

| Q10a | N   | Percent |
|------|-----|---------|
| Yes  | 285 | 79.6    |
| No   | 73  | 20.4    |

Are you currently working from home?

| Q10a1 | N   | Percent |
|-------|-----|---------|
| Yes   | 256 | 90.1    |
| No    | 28  | 9.9     |

Did you make any new purchases (including upgrading internet service, new computer, software, etc.) to accommodate working at home?

| Q10a2 | N   | Percent |
|-------|-----|---------|
| Yes   | 48  | 18.8    |
| No    | 208 | 81.2    |

Are you working the same number of hours as you did before the coronavirus pandemic?

| Q10b                 | N   | Percent |
|----------------------|-----|---------|
| More hours           | 63  | 17.5    |
| Same number of hours | 174 | 48.3    |
| Fewer hours          | 93  | 25.8    |
| No longer working    | 30  | 8.3     |

What is the percent chance that you will lose your job because of the coronavirus pandemic within the next three months?

| Characteristic  | Value                 | N   | Mean |
|-----------------|-----------------------|-----|------|
| All Respondents |                       | 307 | 15.9 |
| Locality        | Outlying areas (1)    | 62  | 17.8 |
|                 | Albemarle (2)         | 132 | 15.7 |
|                 | Charlottesville (3)   | 113 | 15.2 |
| Age Group       | Under 35 years (1)    | 44  | 16.8 |
|                 | 35-64 years (2)       | 189 | 16.9 |
|                 | 65 years or older (3) | 74  | 12.9 |

Do you own or manage a small business?

| Q13 | N   | Percent |
|-----|-----|---------|
| Yes | 76  | 13.2    |
| No  | 498 | 86.8    |

Overall, how has the coronavirus pandemic affected your business and its future prospects?

| Q14                         | N  | Percent |
|-----------------------------|----|---------|
| Strongly positive effect    | 0  | 0.0     |
| Some positive effect        | 3  | 4.0     |
| Little effect either way    | 10 | 13.2    |
| Some negative effect        | 24 | 31.6    |
| Strongly negative effect    | 32 | 42.1    |
| Don't know—too soon to tell | 7  | 9.2     |





What is the percent chance you will run out of money (unable to fully pay bills) because of the coronavirus pandemic in the next three months?

| Characteristic  | Value                 | N   | Mean |
|-----------------|-----------------------|-----|------|
| All Respondents |                       | 295 | 16.9 |
| Locality        | Outlying areas (1)    | 63  | 22.5 |
|                 | Albemarle (2)         | 125 | 16.7 |
|                 | Charlottesville (3)   | 107 | 14.0 |
| Age Group       | Under 35 years (1)    | 42  | 17.3 |
|                 | 35-64 years (2)       | 178 | 17.8 |
|                 | 65 years or older (3) | 75  | 14.8 |

Have you done any of the following as a result of the coronavirus? (Check all that apply.)

| Q16                                                                   | N   | Percent |
|-----------------------------------------------------------------------|-----|---------|
| Cut monthly expenses                                                  | 277 | 47.8    |
| None of these                                                         | 267 | 46.1    |
| Made significant changes in your investments or retirement accounts   | 63  | 10.9    |
| Started the process of refinancing your home mortgage                 | 25  | 4.3     |
| Sold physical assets such as (art work, collectibles, antiques, etc.) | 12  | 2.1     |

Do you have high speed internet access at your home?

| Q17 | N   | Percent |
|-----|-----|---------|
| Yes | 515 | 89.7    |
| No  | 59  | 10.3    |

Has the speed or reliability of your internet access been adversely affected by the increase in traffic from the coronavirus situation?

| Q18                   | N   | Percent |
|-----------------------|-----|---------|
| Yes, much of the time | 34  | 6.6     |
| Yes, some of the time | 128 | 24.9    |
| Just occasionally     | 161 | 31.3    |
| No                    | 191 | 37.2    |

### Demographic Tables

#### Distribution by Respondent Age Group

| Category          | N   | Percent |
|-------------------|-----|---------|
| Under 35 years    | 65  | 11.2    |
| 35-64 years       | 276 | 47.7    |
| 65 years or older | 238 | 41.1    |

#### Distribution by Respondent Gender

| Gender | N   | Percent |
|--------|-----|---------|
| Female | 390 | 67.5    |
| Male   | 185 | 32.0    |

#### Distribution by Respondent Location

| Category        | N   | Percent |
|-----------------|-----|---------|
| Outlying areas  | 134 | 23.1    |
| Albemarle       | 256 | 44.2    |
| Charlottesville | 189 | 32.6    |

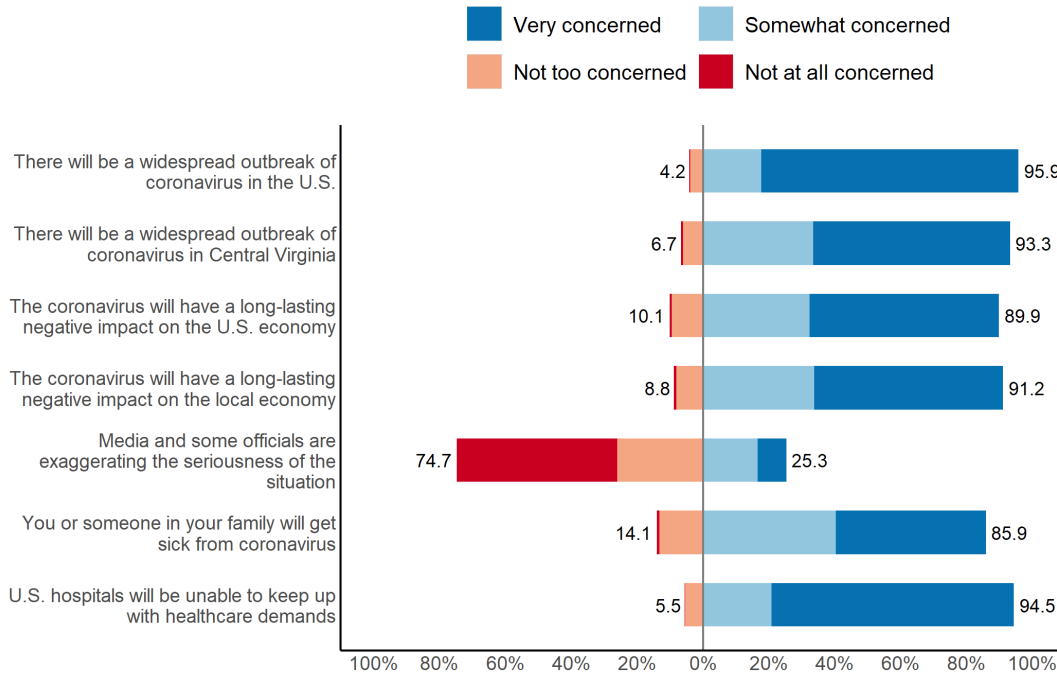
#### Distribution by Respondent Ethnicity

| Category               | N   | Percent |
|------------------------|-----|---------|
| Asian/Pacific Islander | 3   | 0.5     |
| Black/African-American | 21  | 3.7     |
| White/Caucasian        | 533 | 93.2    |
| 2+ races/other         | 15  | 2.6     |

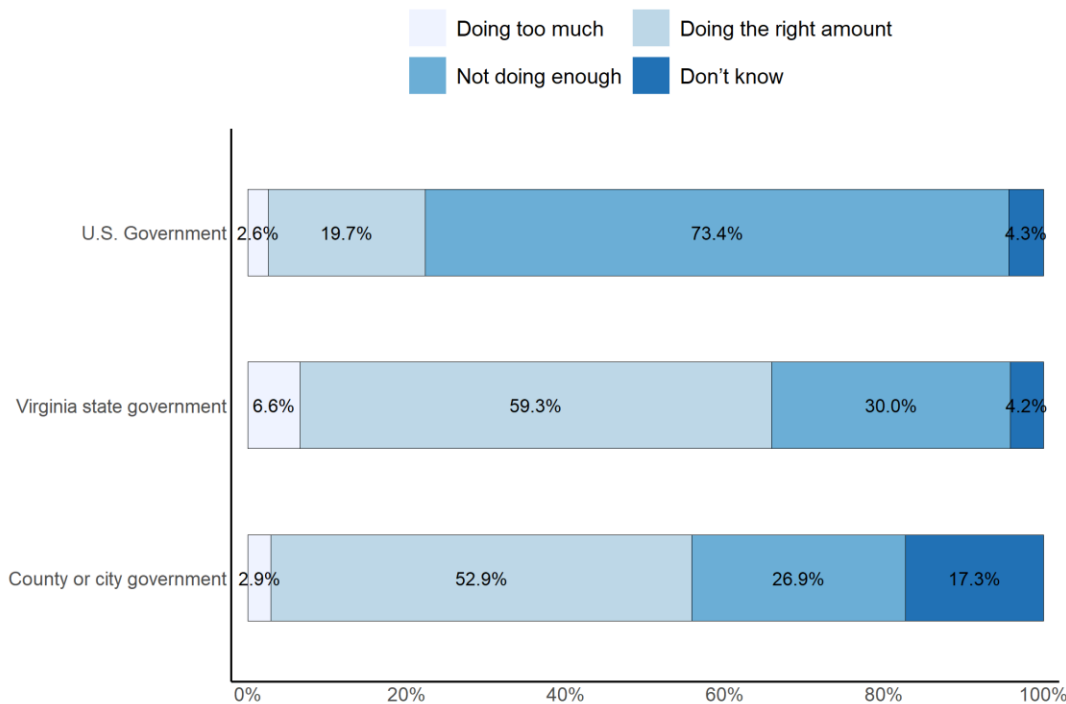


**Selected Graphics**

How concerned, if at all, are you about the following scenarios?

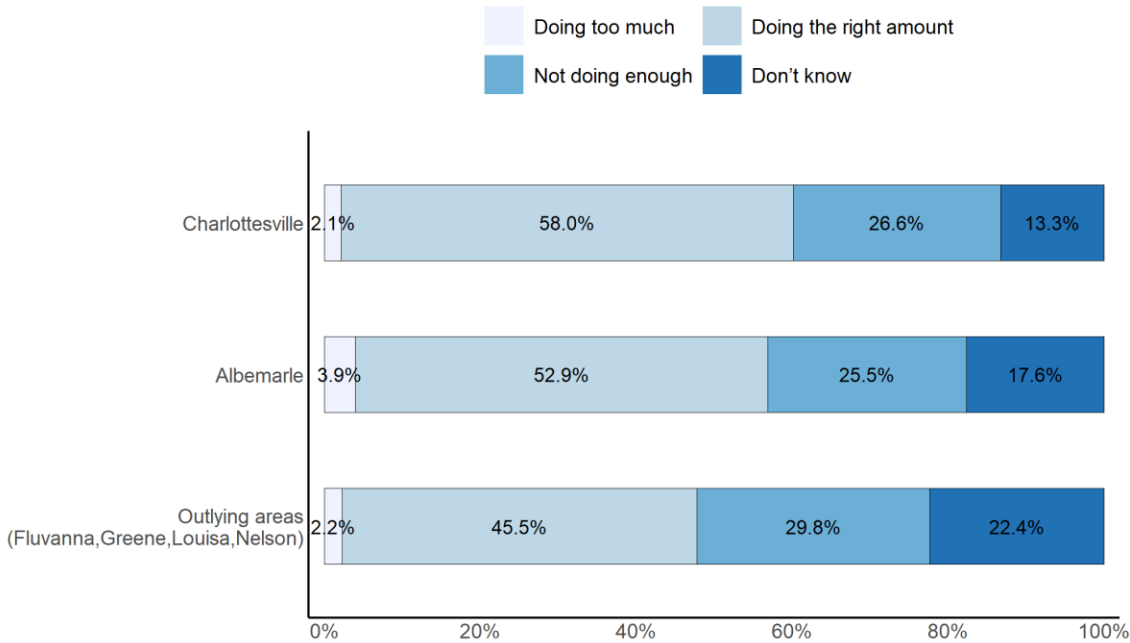


**Opinions of government response to coronavirus**

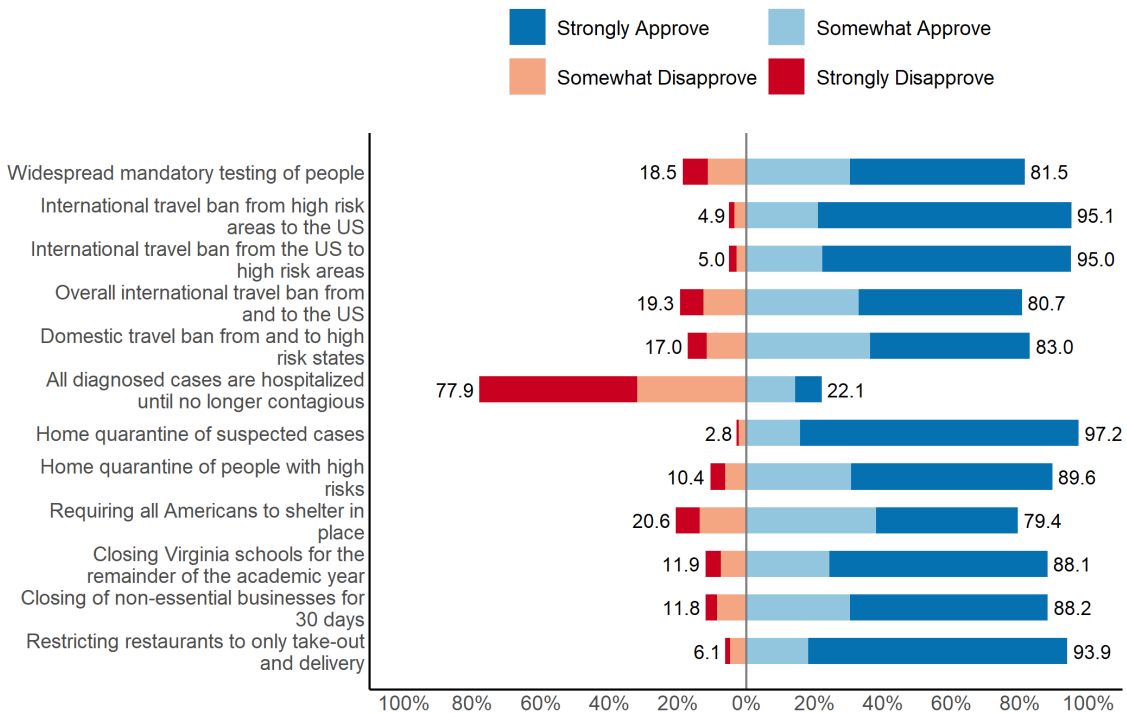


### What do you think about the measures your own county or city government has taken to prevent the spread of coronavirus?

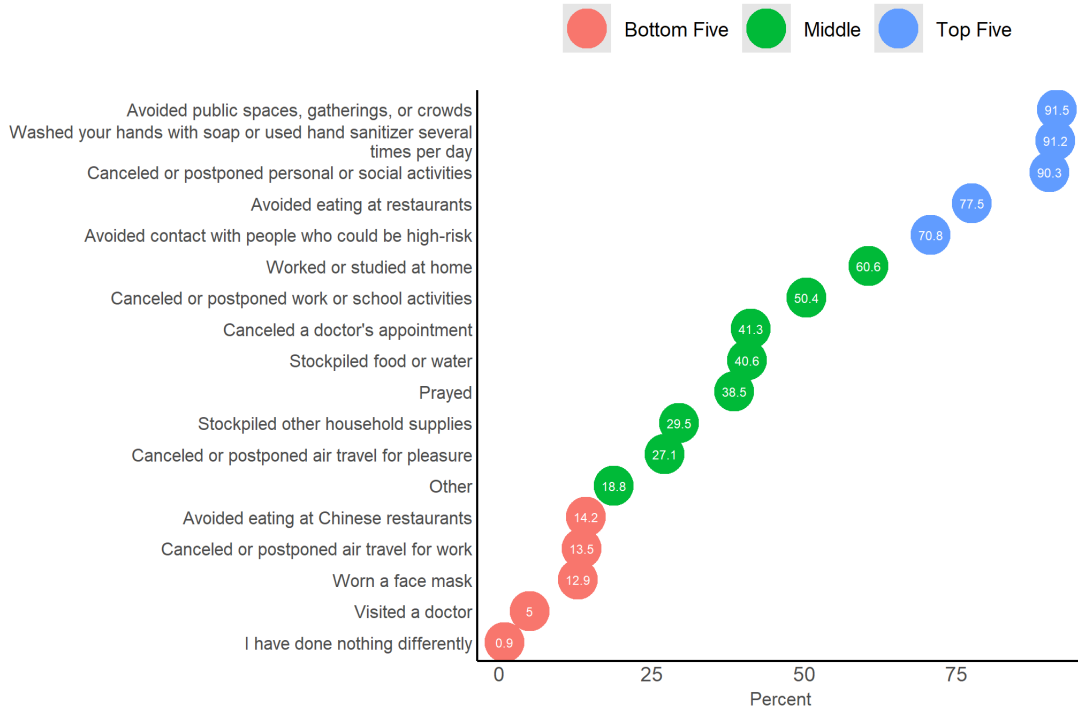
Comparison by Locality



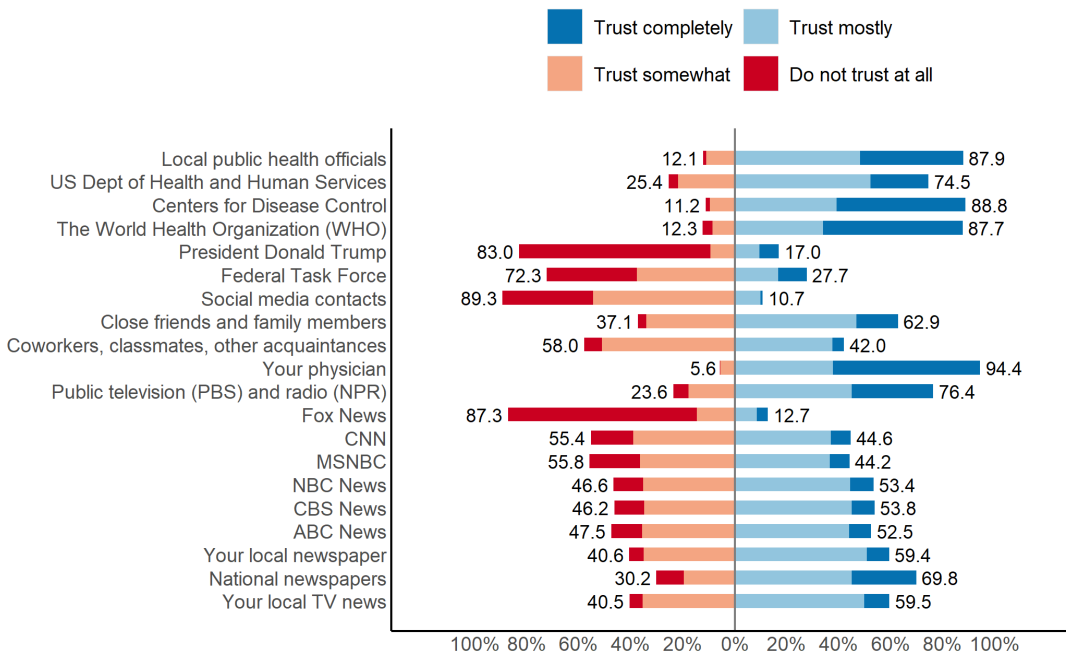
### Do you approve or disapprove of the following policies to cope with coronavirus?



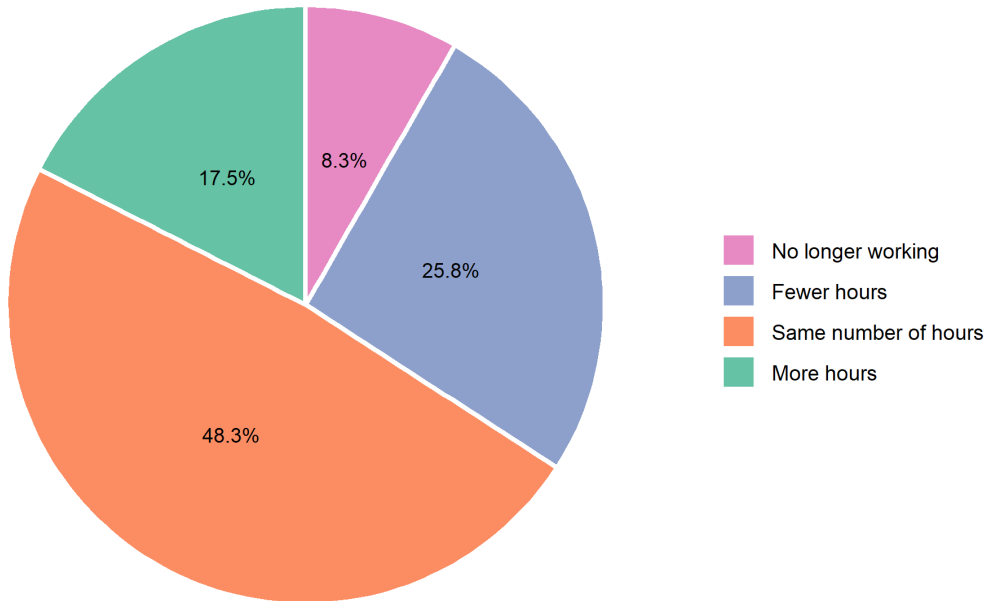
Done in the last seven days to keep yourself (and others you contact) safe from coronavirus



How much do you trust the following sources of information about coronavirus?

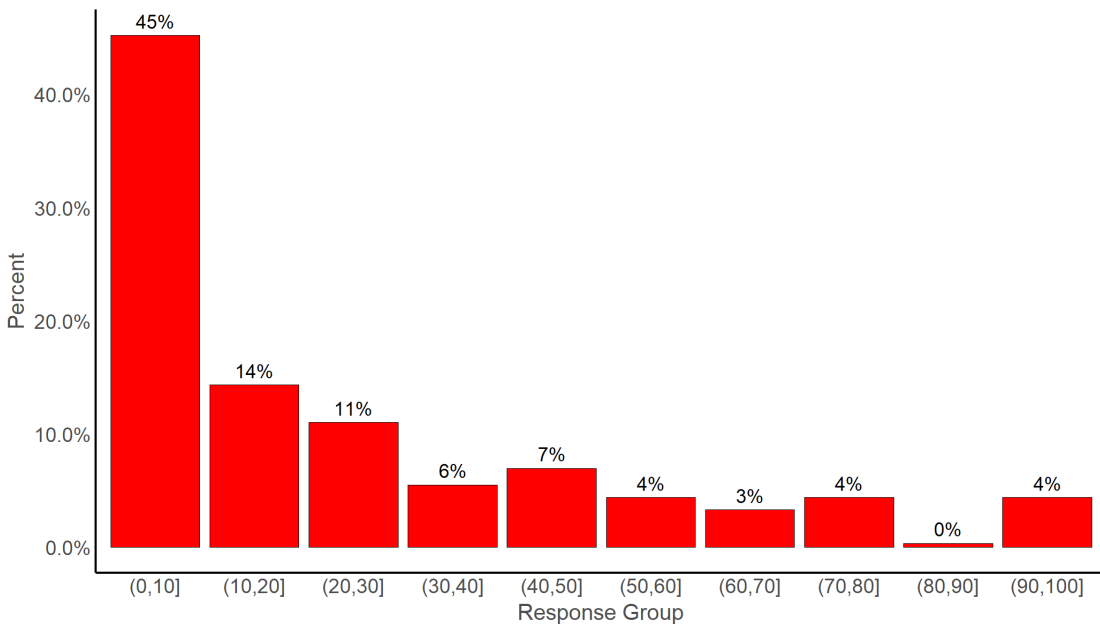


Are you working the same number of hours as you did before the coronavirus pandemic?

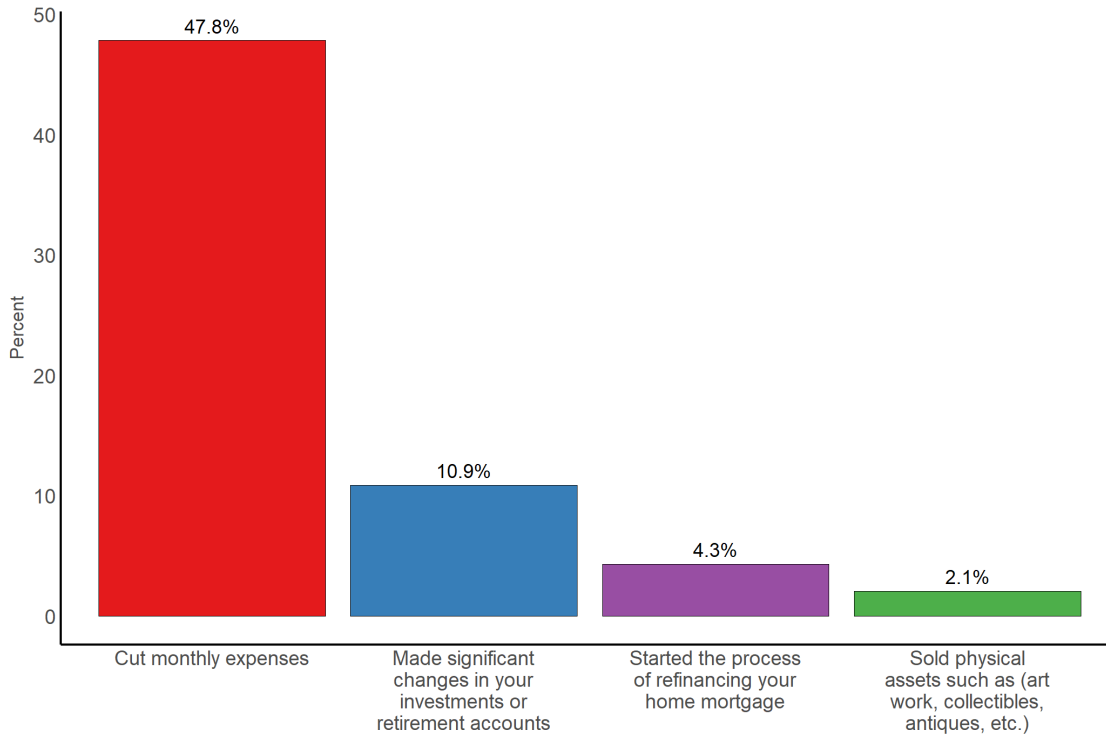


Perceived chance of running out of money (unable to fully pay bills) because of the coronavirus pandemic in the next three months?

More than half of respondents indicated they had a greater than 10% chance of running out of money

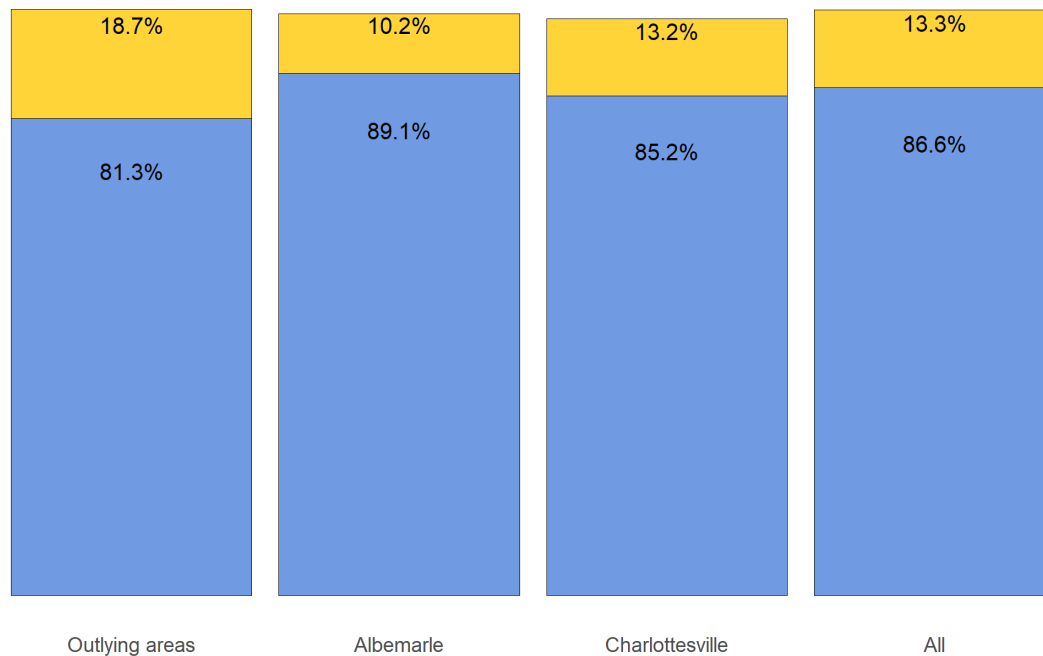


Have you done any of the following as a result of the coronavirus?



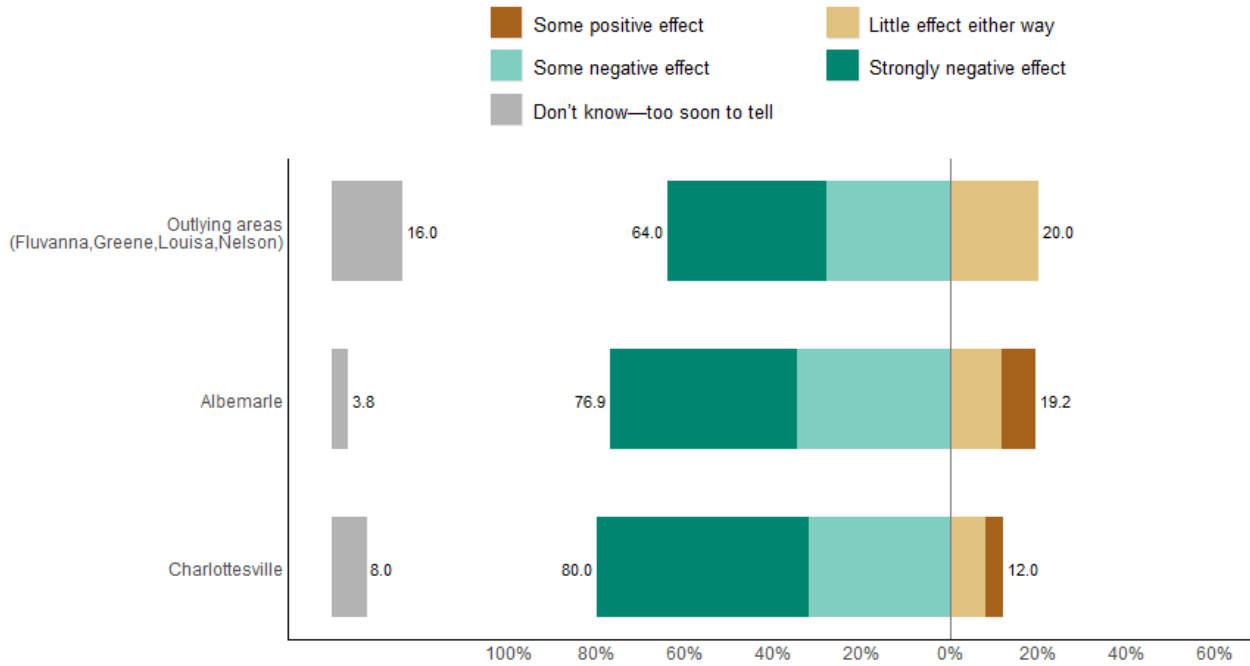
Do you own or manage a small business?

Yes No



For those who own a small business: Overall how has the coronavirus pandemic affected your business and its future prospects

Comparison by Locality



Top 10 Most Used Words when asked: Specifically, which local industries are concerned will be negatively impacted?

